





# ***Kajaria***

Corporate Presentation

July 2025

# Contents

-  **1** Tile Industry
-  **2** Kajaria Ceramics – overview
-  **3** Financials
-  **4** Shareholding Pattern

## ***Tile Industry – Branded players taking market share***

- Size of Indian Tile Industry (including exports) stood at around Rs 60,000 crore in FY25.
- Domestic tile industry growth remain muted in FY25 due to sustained demand challenges witnessed in the domestic market.
- While domestic tile volume largely remained flat in FY25, branded players continued to gain market share from unbranded players.
- India exports declined by 20% in FY 2025 to Rs. 16000 crore. Slight upward trend in exports in Q1 FY26.

## *Kajaria Ceramics - Overview*

'Kajaria' is the largest manufacturer of ceramic/vitrified tiles in India and the 8<sup>th</sup> largest in the world. It has an annual manufacturing capacity of 90.50 MSM presently, distributed across eight tile plants - one at Sikandrabad (UP), one at Gailpur (Rajasthan), one at Malootana (Rajasthan), three at Morbi (Gujarat), one at Srikalahasti (Andhra Pradesh), one at Balanagar (Telangana) and one at Nawalparasi (Nepal).

# Our Journey – No 1 Tile Company in India and 8th Largest in World

- Started production in Aug 1988 at **Sikandrabad (UP)** with 1 MSM p.a of ceramic floor tiles.
- Current Capacity: 8.80 MSM p.a. of glazed vitrified tiles.

- Commissioned 2nd plant in March 1998 at **Gailpur (Rajasthan)** with a capacity of 6 MSM p.a.
- Current total capacity is 35.95 MSM p.a. out of which ceramic wall and floor tiles is 26.85 MSM and glazed vitrified tiles is 9.10 MSM.

- Commissioned 3rd plant in Jan 2016 at **Malootana (Rajasthan)** with a capacity of 6.50 MSM p.a. of polished vitrified tiles.

- Commissioned 4th Plant in Sep 2019 at **Srikalahasti (Andhra Pradesh)** with capacity of 5 MSM p.a. of glazed vitrified tiles.
- Commissioned another unit at Srikalahasti with a capacity of 3.80 MSM p.a. of value added glazed vitrified tiles in May 2022.
- Current total capacity: 8.80 MSM p.a. of glazed vitrified tiles

## Subsidiaries - Tiles:

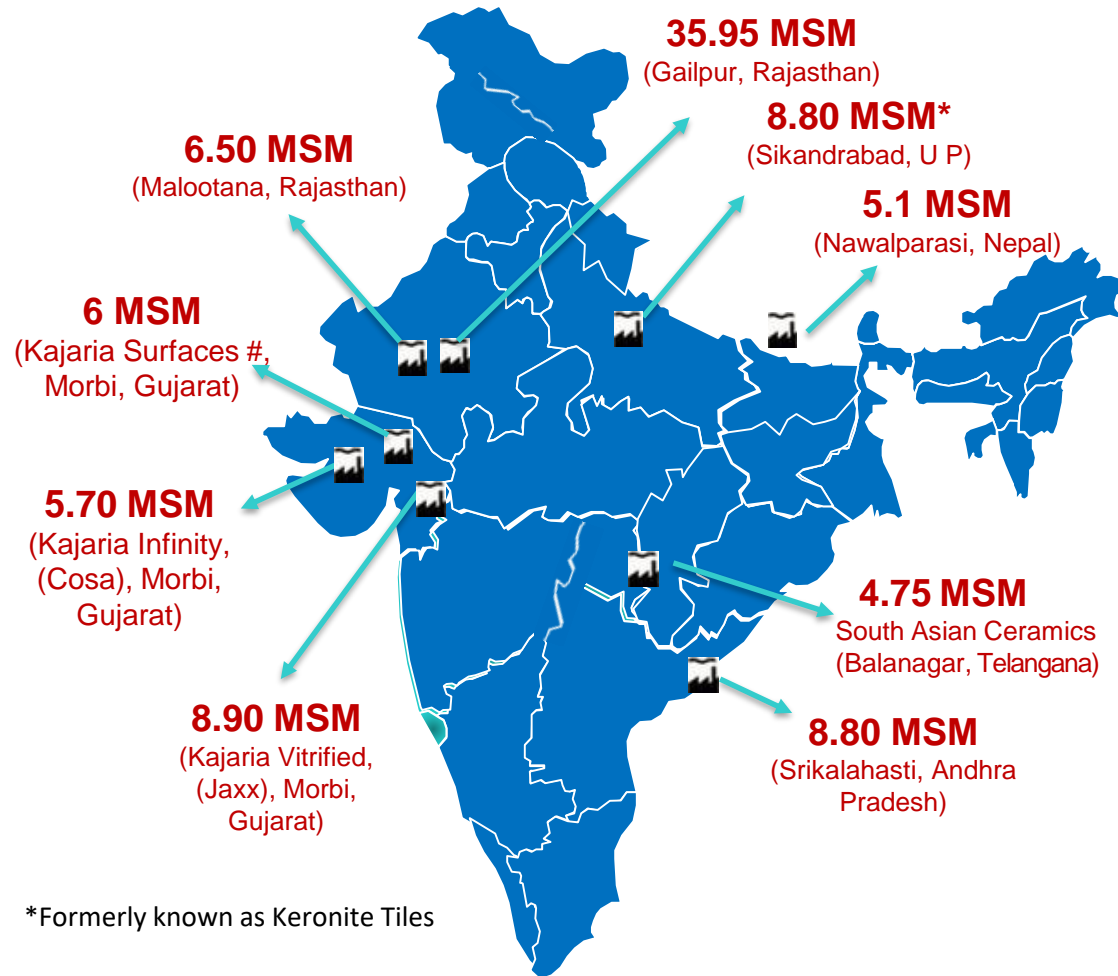
- 2012: **Kajaria Vitrified** (formerly known as Jaxx Vatifed Pvt Ltd) (95% stake), Morbi (Gujarat) : Current Capacity : 8.90 MSM p.a. of polished vitrified tiles
- 2012: **Kajaria Infinity** (formerly known as Cosa Ceramics Pvt Ltd) (84.59% stake), Morbi (Gujarat)  
Current Capacity : 5.70 MSM p.a. of glazed vitrified tiles
- 2022: **South Asian Ceramics** (59.50% stake), Balanagar, (Telangana)  
Current Capacity : 4.75 MSM p.a. of ceramic tiles
- 2024: i) **Kajaria Surfaces\*** (90% stake), Morbi, (Gujarat) - Current Capacity : 6 MSM p.a. of glazed vitrified tiles  
ii) **Kajaria Ramesh Tiles** (50% JV), Nepal - Current Capacity : 5.1 MSM p.a. of ceramic and vitrified tiles

\*Formerly known as Keronite Tiles

# Geographical Spread of the Production Capacity

## ASSET OVERVIEW

**Total Tile Capacity 90.50 MSM**



Plant	Production Capacity (MSM)			
	Ceramic Wall & Floor Tiles	Polished Vitrified Tiles	Glazed Vitrified Tiles	Total
1. Sikandrabad (UP)	-	-	8.80	8.80
2. Gailpur (Rajasthan)	26.85	-	9.10	35.95
3. Malootana (Rajasthan)	-	6.50	-	6.50
4. Morbi (Gujarat)	-	8.90	11.70	20.60
5. Srikalahasti (AP)	-	-	8.80	8.80
6. Balanagar (Telangana)	4.75	-	-	4.75
7. Nawalparasi (Nepal)	2.55	-	2.55	5.10
<b>Total</b>	<b>34.15</b>	<b>15.40</b>	<b>40.95</b>	<b>90.50</b>

\*Formerly known as Keronite Tiles

\*Dismantled one old line started in 2011. This has resulted in reduction of Sikandrabad plant capacity from 11.40 to 8.80 MSM p.a.

# Tile Manufacturing Facilities – Own Plants



Gailpur, Rajasthan



Malootana, Rajasthan



Sikandrabad, UP



Srikalahasti, AP

# Tile Manufacturing Facilities – Subsidiaries Plants



**Kajaria Vitrified, Gujarat**  
(formerly known as Jaxx Vatrified Pvt Ltd)



**South Asian Ceramics, Telangana**



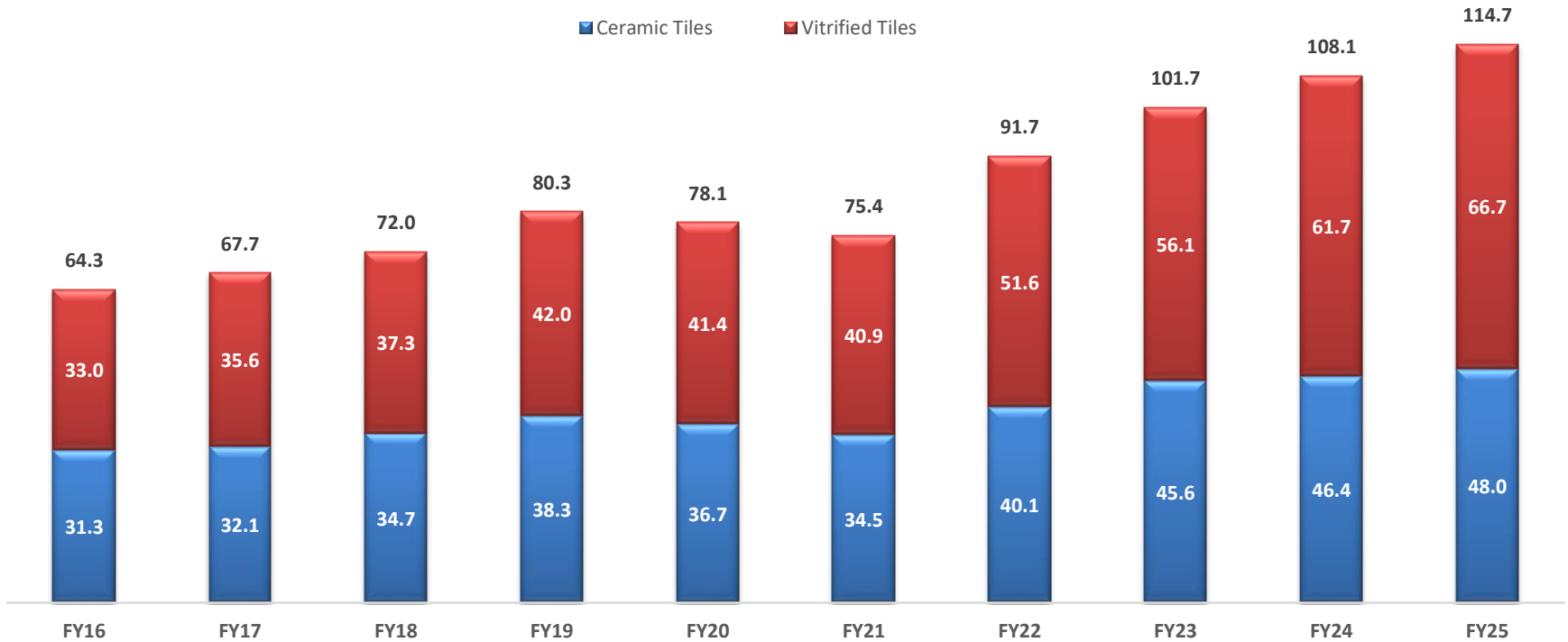
**Kajaria Infinity, Gujarat**  
(formerly known as Cosa Ceramics Pvt Ltd)



**Kajaria Surfaces, Gujarat**  
(Formerly known as Keronite Tiles)



# *Tile sales growth (msm per annum)*




# *Distribution Network*

## *Strong and loyal dealers all over the country*



1,800+  
Operative  
Dealers



# Bathware

Kajaria Bathware is a subsidiary of Kajaria Ceramics Ltd with 85% stake, and remaining 15% stake owned by Aravali Investment Holdings, Mauritius, a wholly-owned subsidiary of WestBridge Crossover Fund, LLC.



**Sanitaryware :** i) Kajaria Sanitaryware Pvt. Ltd. (KSPL): KSPL Plant is situated in Morbi (Gujarat) having production capacity of 7.50 lac pcs p.a.

ii) Kerovit Global Pvt. Ltd. (KGPL): KGPL Plant is also situated in Morbi (Gujarat) having production capacity of 4.50 lac pcs p.a. The Plant has started commercial production on 30th March 2024 and will produce high end products.



**Faucet:** This plant is situated at Gailpur (Rajasthan) with production capacity of 1.6 million pieces p.a.

# Manufacturing Facilities – Bathware Plants



Sanitaryware 1<sup>st</sup> Plant, Gujarat




Faucet Plant, Rajasthan




Sanitaryware 2<sup>nd</sup> Plant, Gujarat

# Adhesives


A division of Kajaria Ceramics Limited offering tile grouts and adhesives under the brand of GRESBOND.



**TILE ADHESIVES:** This product specifically formulated for fixing tiles, is a true substitute to cementitious substrate. There are variants suitable for both vertical and horizontal surfaces.



**TILE GROUT:** This product is a blend of cement, chemical additives & fillers. It is used for filling tile joints in both interior and exterior areas.



**TILE CLEANERS:** This product effortlessly restores the original shine and vibrancy of tiles. It offers a powerful solution to dirt, grime, and stains. .

EASILY MAINTAIN GLAZED TILES

Kajaria

## Why Adhesives?

- Tile adhesives market to continue to grow at 12-15% CAGR over the next few years.
- Increasing acceptance of large format tiles to drive sustained demand
- Significant scope to leverage our existing tile's dealer network
- Tied up with 14 plants pan India to address the market demand
- 1<sup>st</sup> Manufacturing plant at Gailpur, Rajasthan is operational from 30<sup>th</sup> May 2025.
- Kajaria Adhesive Pvt. Ltd.(KAPL): To invest up to Rs. 16 crores for up to 75% shares of KAPL to set up manufacturing unit at Erode, Tamilnadu.

# Volume Data (tiles)

**Production Growth (MSM) - Q1 FY26**



Q1 FY25

Q1 FY26

Own Manufacturing Subsidiaries

**Production Growth (MSM) - FY25**

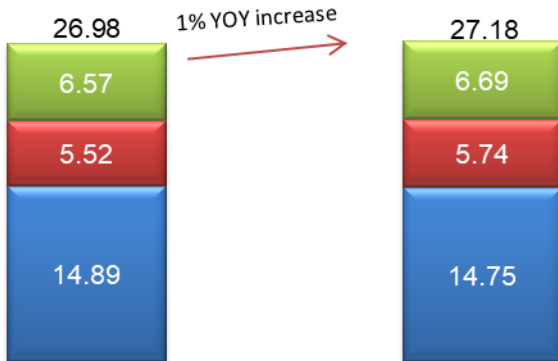


FY24

FY25

Own Manufacturing Subsidiaries

**Sales Growth (MSM) - Q1 FY26**

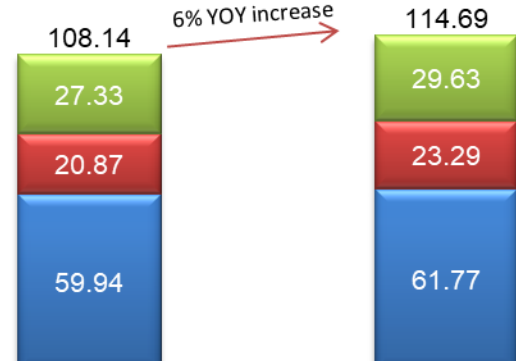


Q1 FY25

Q1 FY26

Own Manufacturing Subsidiaries Outsource

**Sales Growth (MSM) - FY25**



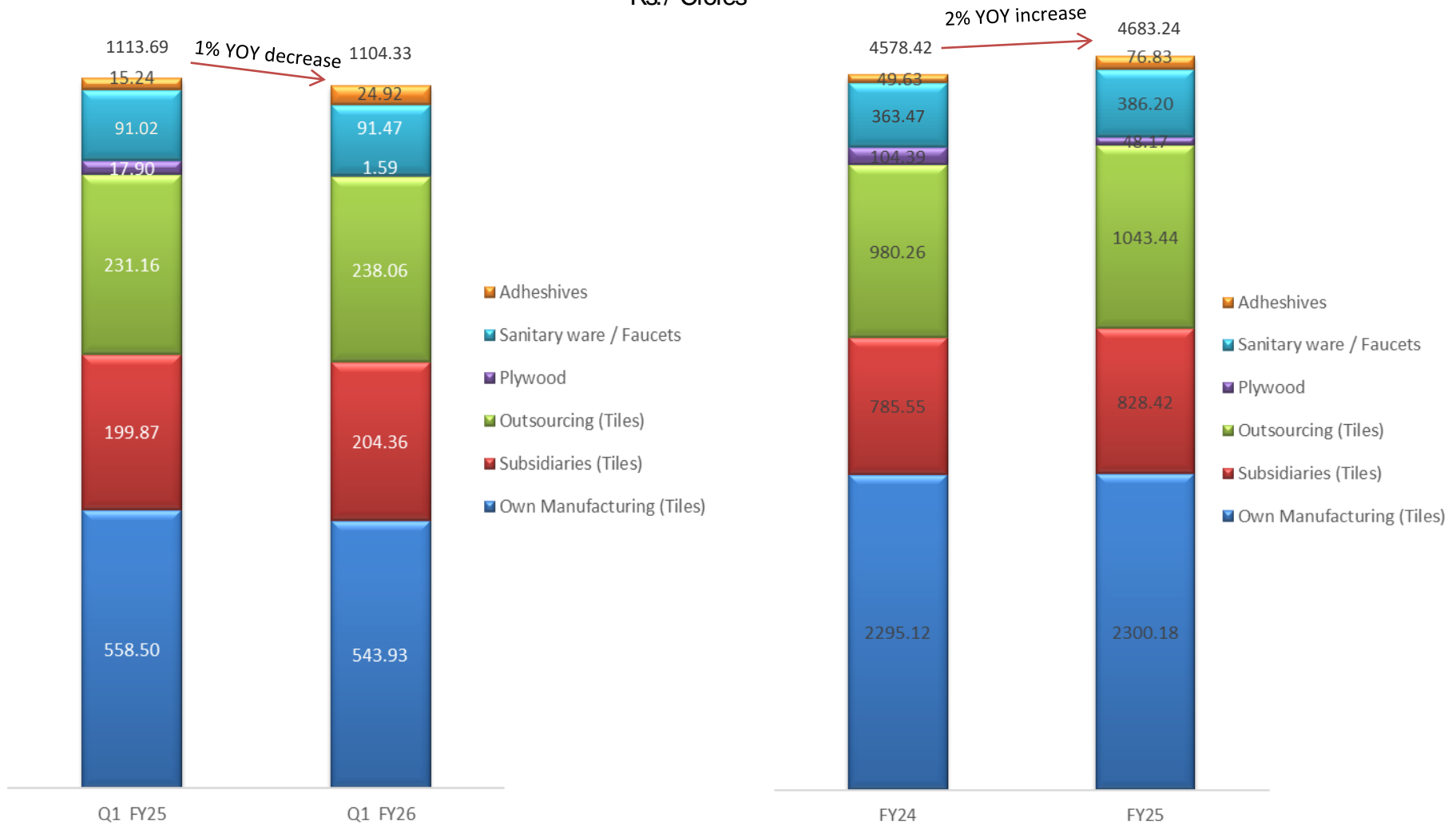
FY24

FY25

Own Manufacturing Subsidiaries Outsource

# Revenue Growth – consolidated \*

Rs. / Crores

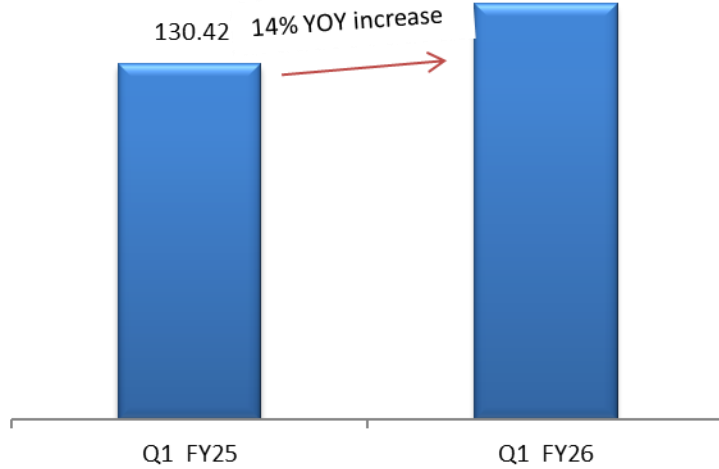


\*The Company has disclosed the plywood operations (Kajaria Plywood Pvt. Ltd.) separately as discontinued business but for ease of comparison, we have included the same in this presentation. 15

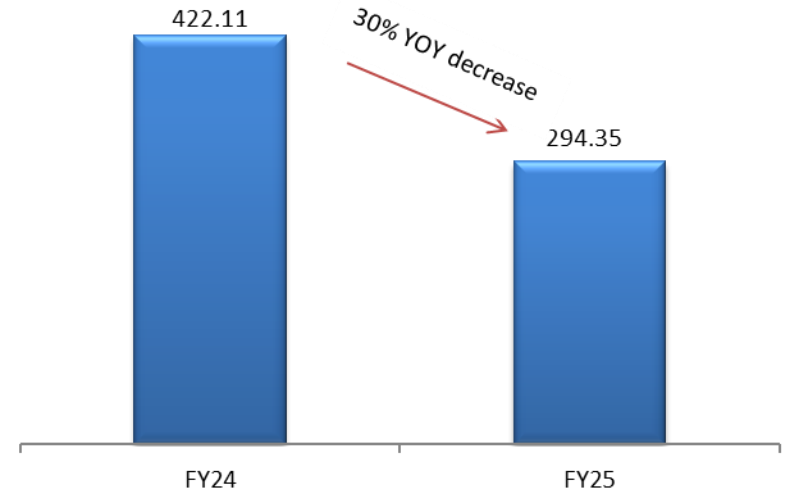
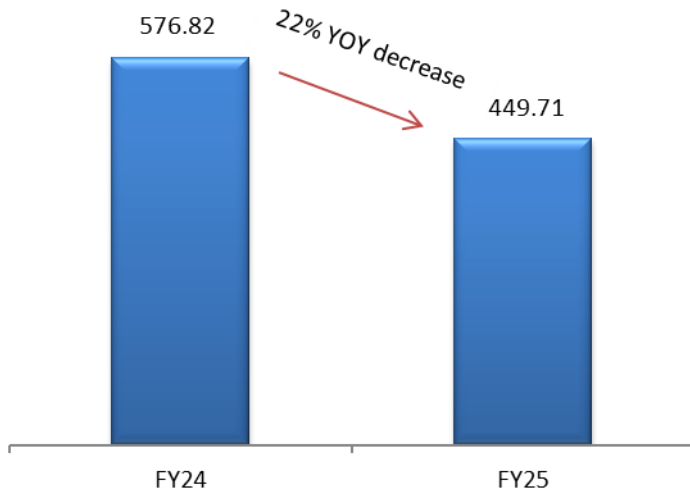
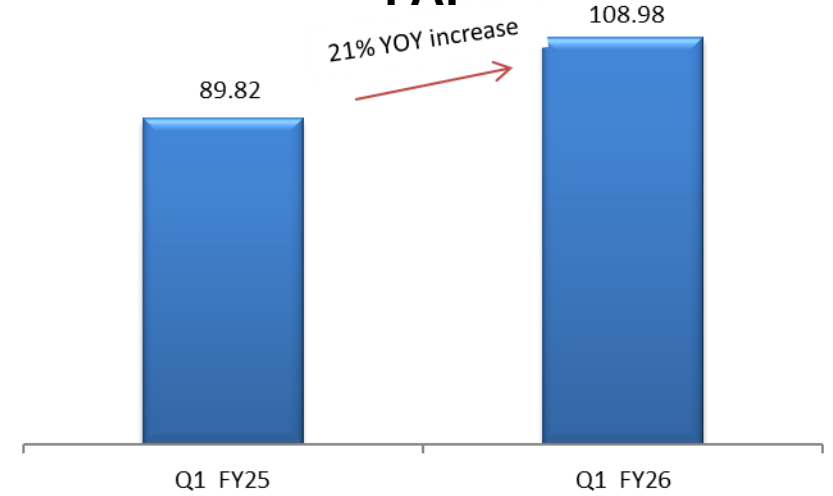
# Profitability - Consolidated \*

## PBT

Rs. / Crores



## PAT

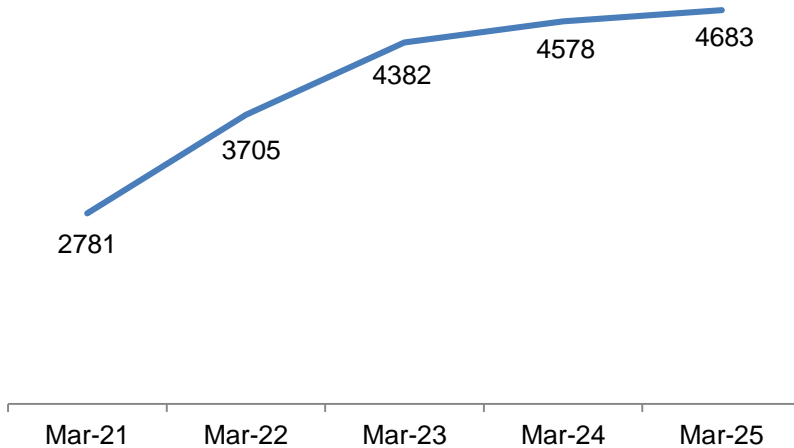


\* The Company has disclosed the plywood operations (Kajaria Plywood Pvt. Ltd.) separately as discontinued business but for ease of comparison, 16 we have included the same in this presentation.

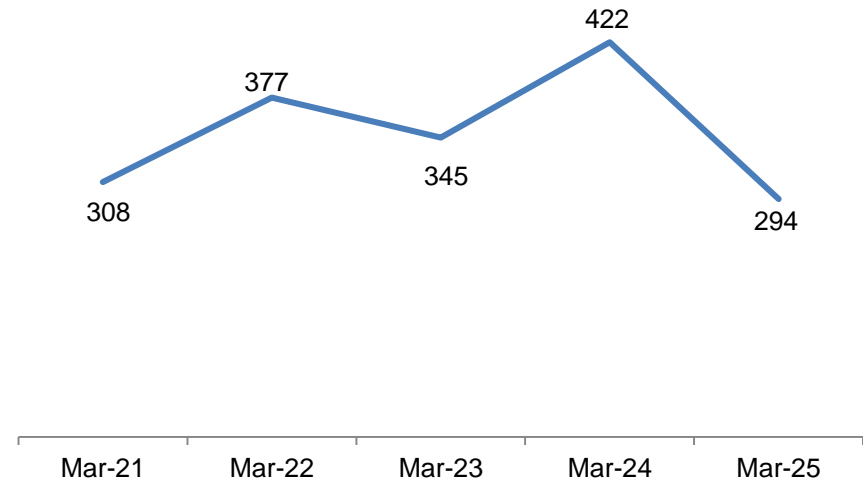


# Historical Data \*

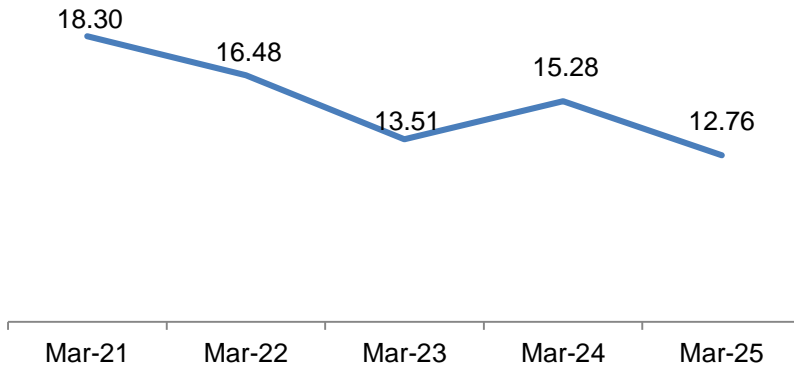
## Net Sales (₹ in crores)



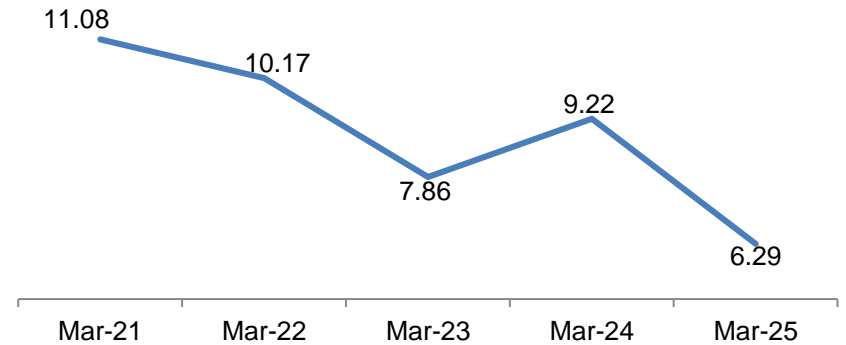
## PAT (₹ in crores)



## EBDITA MARGIN (%)



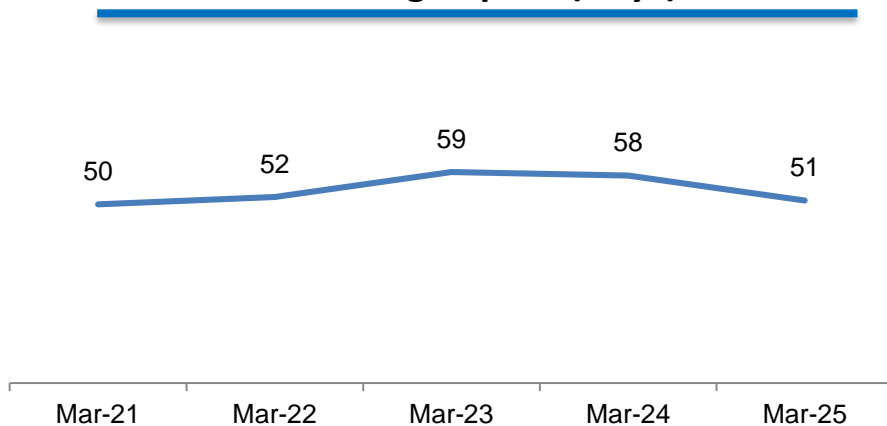
## PAT MARGIN (%)



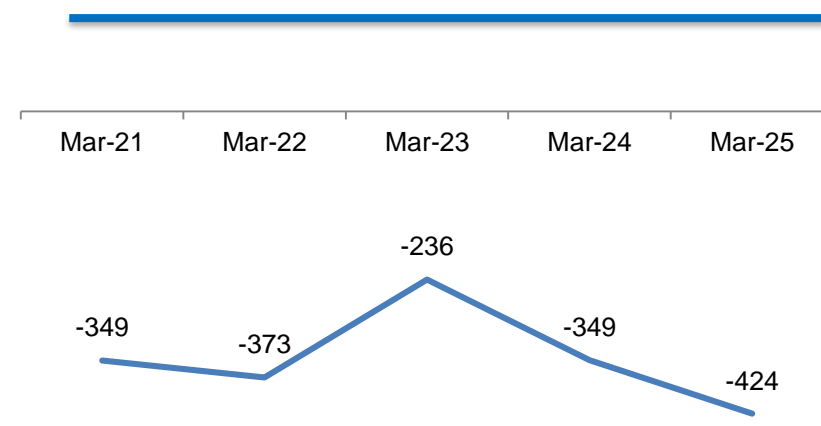
\* The Company has disclosed the plywood operations (Kajaria Plywood Pvt. Ltd.) separately as discontinued business but for ease of comparison, we have included the same in this presentation.

# Historical Data \*

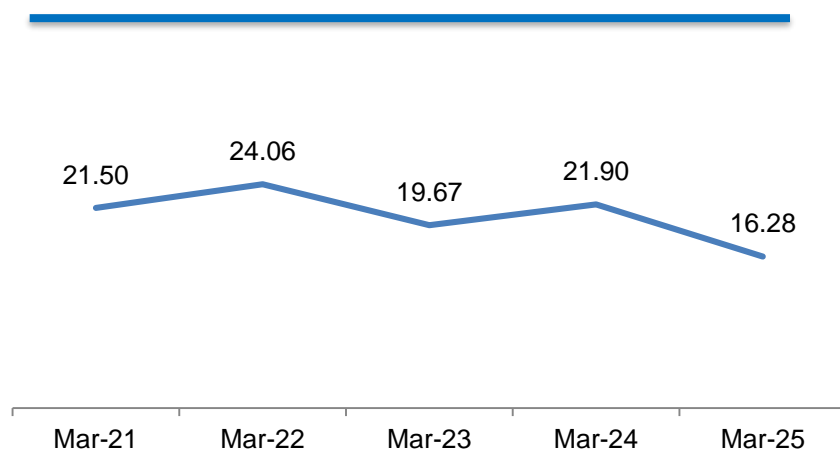
## Working Capital (Days)



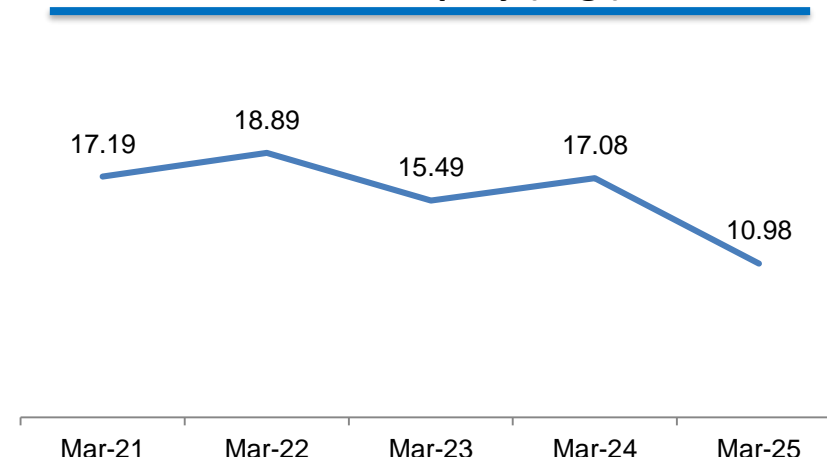
## Net Debt (Rs. in Crores)



## Return on capital employed (avg.)



## Return on Equity (avg.)



- ROE as on 31<sup>st</sup> Mar. 25 taken at average of net worth as on 31<sup>st</sup> Mar.24 & 31<sup>st</sup> Mar. 25 and on FY25PAT.
- Working capital days excludes capex creditors, capital advances and cash, cash equivalent & bank balance. The lower number of days in Mar. 25 is due to reduction in Plywood Business.

\* The Company has disclosed the plywood operations (Kajaria Plywood Pvt. Ltd.) separately as discontinued business but for ease of comparison, we have included the same in this presentation.

# Financial Highlights \*

₹ in crores

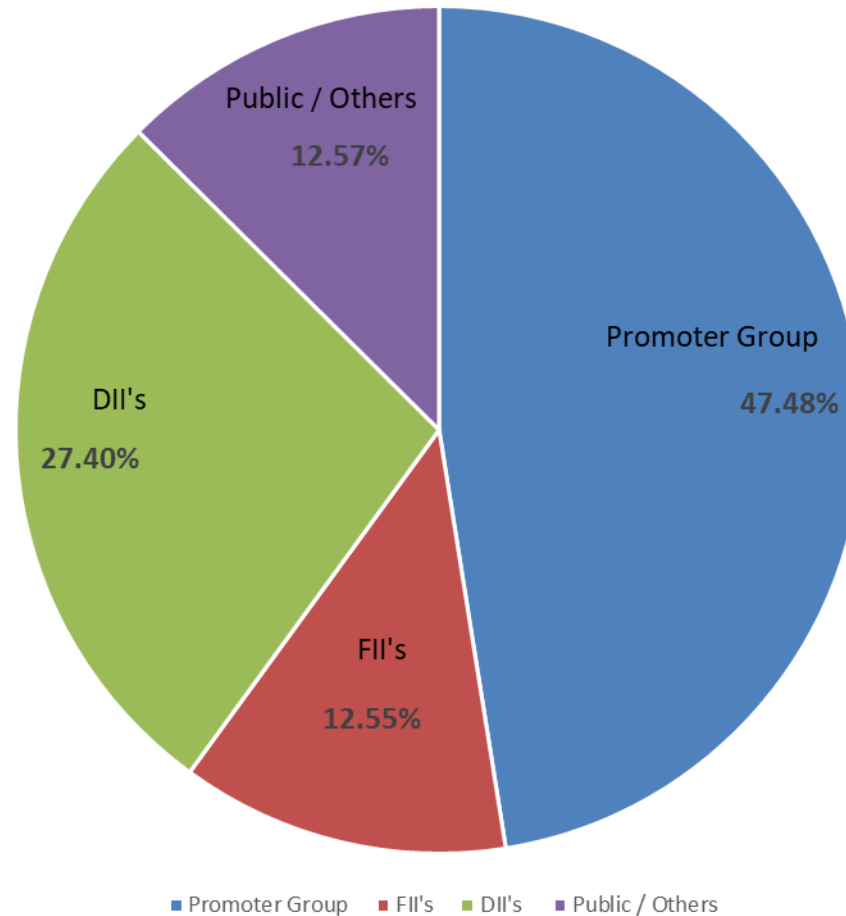
	Q1 FY26		Q1 FY25		Growth		FY25		FY24		Growth	
	Standalone	Consolidated	Standalone	Consolidated	Standalone	Consolidated	Standalone	Consolidated	Standalone	Consolidated	Standalone	Consolidated
Total Sales	1,007.32	1,104.33	1,001.75	1,113.69	1%	-1%	4,218.82	4,683.24	4,103.02	4,578.42	3%	2%
EBITDA	145.96	184.63	133.98	167.05	9%	11%	489.88	597.50	562.39	699.69	-13%	-15%
EBITDA MARGIN	14.49%	16.72%	13.37%	15.00%			11.61%	12.76%	13.71%	15.28%		
Depreciation	28.86	43.66	31.55	42.14	-9%	4%	117.22	166.19	110.54	147.99	6%	12%
Finance Costs	1.68	5.19	1.56	4.68	8%	11%	8.88	24.94	8.17	21.12	9%	18%
Other Income	18.64	13.24	15.58	10.19	20%	30%	67.85	43.34	68.56	46.24	-1%	-6%
Profit before Share of (loss) / profit from JV, exceptional items, and Tax	134.06	149.02	116.45	130.42	15%	14%	431.63	449.71	512.24	576.82	-16%	-22%
Share of (loss) / profit from JV		0.90		(2.30)				0.77		(1.20)		
Exceptional Items - (loss) gain	-	-	-	-			(112.38)	(14.50)	-	-		
Profit Before Tax	134.06	149.92	116.45	128.12	15%	17%	319.25	435.98	512.24	575.62	-38%	-24%
Tax Expense	34.39	39.61	29.88	35.80	15%	11%	115.11	135.95	130.79	143.46	-12%	-5%
Minority Interest		1.33		2.50				5.67		10.05		
Profit After Tax	99.67	108.98	86.57	89.82	15%	21%	204.14	294.36	381.45	422.11	-46%	-30%
Cash Profit	128.53	152.64	118.12	131.96	9%	16%	321.36	460.55	491.99	570.10	-35%	-19%
Equity Share Capital	15.93	15.93	15.93	15.93			15.93	15.93	15.93	15.93		
EPS (Basic) (Rs.)	6.26	6.84	5.44	5.64	15%	21%	12.82	18.48	23.95	26.51	-46%	-30%

\* The Company has disclosed the plywood operations (Kajaria Plywood Pvt. Ltd.) separately as discontinued business but for ease of comparison, we have included the same in this presentation.

# Shareholding Pattern

Equity Shares Outstanding – 159.27 millions

As on Jun. 30, 2025



# About US

Kajaria Ceramics is the largest manufacturer of ceramic/vitrified tiles in India and the 8th\* largest in the world. It has annual capacity of 90.50 mn. sq. meters presently, distributed across nine plants - one at Sikandrabad (Uttar Pradesh), one at Gailpur, one at Malootana (Rajasthan), three at Morbi (Gujarat), one at Srikalahasti (Andhra Pradesh), one at Balanagar (Telangana) and one at Nawalparasi (Nepal).

**For further information, please visit [www.kajariaceramics.com](http://www.kajariaceramics.com) or contact:**

Mr. Sanjeev Agarwal, CFO  
+91 11 26946409 (Board),  
+91 11 41064110 (Direct)  
Email: [sanjeev@kajariaceramics.com](mailto:sanjeev@kajariaceramics.com)

Mr. Parveen Gupta, DVP Finance  
+91 11 26946409 (Board),  
+91 11 40946550 (Direct)  
Email: [parveengupta@kajariaceramics.com](mailto:parveengupta@kajariaceramics.com)

Disclaimer: Certain Statements in this document may be forward-looking within the meaning of applicable laws and regulations. And actual results might differ substantially from those expressed or implied. Such statements are subject to certain risks and uncertainties like regulatory changes, local political or economic developments, technological risks, and many other factors could cause our actual results to differ. Kajaria Ceramics Limited will not be in any way responsible for any action taken based on such statements.

\* As per Ceramic World Review