

EXPERIENCE THE LIMITLESS BEAUTY OF

THE ULTIMA

INDIA'S NO.1 TILE COMPANY • FROM THE HOUSE OF

1200X1800 | 1200X1200 MM CATALOGUE



Kajaria
ETERNITY



INDIA'S NO.

GVT BRAND



Kajaria

India's No.1 &
World's 8th Largest
Manufacturer
of Tiles



We Are Kajaria Eternity

With over 20 years of legacy, Kajaria Eternity leads as India's No. 1 GVT brand, blending European design with Indian craftsmanship for contemporary yet timeless tiles. Renowned for high flexural strength, breaking strength, and zero porosity, our tiles are unmatched in durability. Featuring over 1500+ designs and 13 different sizes in various finishes, our range caters to every aesthetic and spatial need. Trusted in 31 countries, including Europe, the USA, Asia Pacific, and the Middle East, Kajaria Eternity stands for lasting beauty and unparalleled quality.

Innovation drives Kajaria Eternity, leading us to adopt revolutionary Continua+ technology, propelling us to new industry heights.

With Continua+ Technology, Eternity Achieves:








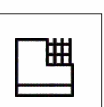
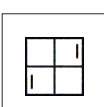

- **Fully Automatic Precision:** Advanced pressing technology for large slab production.
- **Unrivalled Quality:** Unparalleled surface flatness and consistency.
- **Greater Body Strength and Flexibility:** Uniform roller pressing ensures superior body strength and flexibility.
- **Exquisite Finish:** Perfect shine and planarity.
- **Sustainability:** Optimized resource usage and reduced emissions.
- **Industry Leadership:** Leading in innovation and sustainability.
- **Customer Satisfaction:** Superior products ensuring unmatched quality and longevity.



Available Sizes

The Ultima Premium Collection of extra-large vitrified slabs by Kajaria Eternity surpasses your wildest dreams, infusing spaces with unparalleled grandeur. The expansive dimensions of these slabs not only evoke the magnificence of genuine marble but also captivate enthusiasts worldwide with their breathtaking aesthetics. In the realm of Ultima, the vast array of sizes, designs, and finishes elevates spaces to larger-than-life proportions, transforming them into magnificent showcases of luxury and style.

Ultimate Advantages

- | | | | |
|---|------------------------------|---|--------------------|
|  | Stain Resistant |  | Easy Installation |
|  | Scratch Resistant |  | Fire Resistant |
|  | High Abrasion Resistance |  | Thermal Resistant |
|  | High Flexural Strength |  | Chemical Resistant |
|  | Zero Maintenance |  | Easy to Clean |
|  | For Floor & Wall Application |  | Fine Detailing |
|  | Water Resistant | | |






The Ultimate Finishes



Polish

A spectacular mirror-like effect is what you get in this superior finish. The highly polished look is achieved with a high-quality glaze that has a Reflective Index Value of more than 103% and enhancing image sharpness and giving a rich and true color experience.



Beyond

This finish is made for a luxurious world and is the most premium finish. Developed with Advanced digital technology, it has a smooth surface with almost zero surface reflection. It's a fine balance of design and elegance



Super White

With an L value of more than 94, these striking super white tiles promise the whitest finish available in the industry.



Blend

These tiles are inspired by nature, and are made and designed using rare minerals and metals in their veins and drafted with precision, to impart real shine, adding a realistic touch of nature to your home.




Premium Polish

These tiles comprise a collection of intense colors which give the most premium feel and vividness to the surface. The high-quality transparent glaze ensures unparalleled sharpness in graphics giving it a high-definition retina image.



Lavish

Lavish's fine granules improves upon the classic Matt's anti-slip qualification. It can be mixed with other effects like metallic and woods to give a wide range of design possibility.



Marbletech

This finish is the closest thing to natural marble. The marble look is achieved with a special glaze coated on top of the design which has a reflective index of 45 degrees. Along with that, an elaborate polishing process gives the slab a marble-like smooth feel and shine.



Premium Matt

These tiles are closest to natural stones to give an ambiance of nature which make them a perfect choice for indoors as well as outdoors. The matt finish complements perfectly to your vision of creating spaces that look traditional and rustic.



Bold

As Suggested By The Descriptor 'bold', This Finish Has A Rock Like Effect. With The Use Of Special Technique And Digital Glaze Machine, These Special Effects Are Created To Give A Real Life Stone Effect.




Matt


These tiles are closest to natural stones to give an ambiance of nature which make them a perfect choice for indoors as well as outdoors. The matt finish complements perfectly to your vision of creating spaces that look traditional and rustic.



4 UNIQUE SIZES, 4 DISTINCT FINISHES
WITH STYLISH GRAPHICS



STUNNING FINISHES



POLISH


A SPECTACULAR MIRROR LIKE EFFECT IS WHAT YOU GET IN THIS SUPERIOR FINISH. THE BRILLIANT POLISH LOOK IS ACHIEVED WITH HIGH QUALITY GLAZE, THAT HAS REFLECTIVE INDEX VALUE OF MORE THAN 100%. IT ENHANCES IMAGE SHARPNESS AND CREATES A RICH AND TRUE COLOR LOOK.

THIS FINISH IS MADE FOR A LUXURIOUS WORLD AND IS THE MOST PREMIUM FINISH. DEVELOPED WITH ADVANCED DIGITAL TECHNOLOGY, IT HAS A SMOOTH SURFACE WITH ALMOST ZERO SURFACE REFLECTION. IT'S A FINE BALANCE OF DESIGN AND ELEGANCE.

BEYOND

BOLD

AS SUGGESTED BY THE DESCRIPTOR 'BOLD', THIS FINISH HAS A ROCK LIKE EFFECT. WITH THE USE OF SPECIAL TECHNIQUE AND DIGITAL GLAZE MACHINE, THESE SPECIAL EFFECTS ARE CREATED TO GIVE A REAL LIFE STONE EFFECT.



BLISS

THESE ARE DÉCOR TILES WHICH COME WITH AN EMBOSS FEEL. MADE USING HIGH QUALITY SPECIAL GLAZE AND A DIGITAL MACHINE, THEY HAVE A UNIQUE TEXTURE WHICH GIVES LINE/ ARROW PUNCH EFFECT.


FINISHES AVAILABLE

SIZE	POLISH	BEYOND	BOLD	BLISS
1200X2400MM	✓	✓	✓	✓
1200X1800MM	✓	✓	✓	✓
600X1200MM	✓	✓	✓	✓
1200X1200MM	✓	✓	✓	✓



INDEX

18-171
1200x1800 mm



172 -193
1200x1200 mm

A Mirage Of Majestic Magnificence

Embrace cosmopolitan chic with our versatile tiles, offering a myriad of textures and finishes for every corner of your home. Infused with natural beauty, The Ultima 1200x1800 mm tiles add a double take-worthy allure. With a range of hues, they inspire limitless decorative possibilities indoors and out.

The Ultima
1200x1800 mm



Scan to Interact



360°



Random

FACES X 4



SATUARIO LUXE

SUPER WHITE (POLISH)
BOLD | BEYOND



*This tile is also available in 1200x2400 mm in Super White(Polish) | Bold | Beyond | Bliss finish
*This tile is also available in 1200x1200 mm in Super White(Polish) | Beyond finish

Scan to Interact



360°



Random

FACES X 3



PAVIT GREY

POLISH | BOLD | BEYOND



*This tile is also available in 1200x2400 mm in Polish | Bold | Beyond | Bliss finish
*This tile is also available in 1200x1200 mm in Polish | Beyond finish

Scan to Interact



360°



Random

FACES X 3



LEGACY GREY

POLISH | BOLD | BEYOND



*This tile is also available in 1200x2400 mm in Polish | Bold | Beyond | Bliss finish
*This tile is also available in 1200x1200 mm in Polish | Beyond finish

LEGACY GREY 1200x1200MM | BEYOND

Scan to Interact



360°



Random

FACES X 3



LEGACY MARFIL

POLISH | BOLD | BEYOND



*This tile is also available in 1200x2400 mm in Polish | Bold | Beyond | Bliss finish
*This tile is also available in 1200x1200 mm in Polish | Beyond finish

Scan to Interact



360°



Random

FACES X 3



GOZZIO BEIGE

POLISH | BOLD | BEYOND



*This tile is also available in 1200x2400 mm in Polish | Bold | Beyond | Bliss finish
*This tile is also available in 1200x1200 mm in Polish | Beyond finish

GOZZIO BEIGE 1200x2400 MM | POLISH

THE ULTIMA
1200x1800 mm

Scan to Interact



360°



Random

FACES X 4



ARBESCATO



SUPER WHITE



ARBESCATO | SUPER WHITE

THE ULTIMA
1200x1800 mm

Scan to Interact




360°



Random

BOOK MATCH



SATUARIO-A + B

SUPER WHITE



SATUARIO-A + B | SUPER WHITE

THE ULTIMA
1200x1800 mm

Scan to Interact




360°




Random

FACES X 4



POLARIS



SUPER WHITE



POLARIS | SUPER WHITE

THE ULTIMA
1200x1800 mm

Scan to Interact



360°



Random

FACES X 4



CALACATTA DOVE



SUPER WHITE



CALACATTA DOVE | SUPER WHITE

THE ULTIMA
1200x1800 mm

Scan to Interact



360°



Random

FACES X 2



BOTTICINO CLASSICO



MARBLETECH



BOTTICINO CLASSICO | MARBLETECH

THE ULTIMA
1200x1800 mm

Scan to Interact



360°



Random

FACES X 3



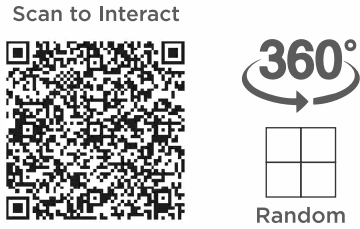
CLASSIC GREY

MARBLETECH



CLASSIC GREY | MARBLETECH


THE ULTIMA
1200x1800 mm



ELEGANT BEIGE

MARBLETECH

FACES X 2



ELEGANT BEIGE | MARBLETECH

THE ULTIMA
1200x1800 mm

Scan to Interact




360°




Random

FACES X 2



EMALI BEIGE

MARBLETECH



EMALI BEIGE | MARBLETECH

THE ULTIMA
1200x1800 mm

Scan to Interact



360°



Random

FACES X 2



ONYX BLANCO



MARBLETECH



ONYX BLANCO | MARBLETECH

THE ULTIMA
1200x1800 mm

Scan to Interact



360°



Random

FACES X 3




PULPIS MARFIL

MARBLETECH



PULPIS MARFIL | MARBLETECH

THE ULTIMA
1200x1800 mm



AVENUE AZUL PREMIUM POLISH

FACES X 3




AVENUE AZUL | PREMIUM POLISH

THE ULTIMA
1200x1800 mm



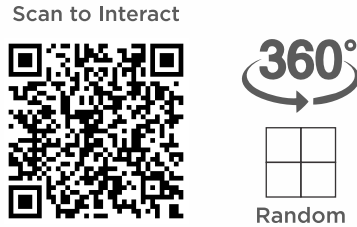
BELGIUM BLACK PREMIUM POLISH

FACES X 3



BELGIUM BLACK | PREMIUM POLISH


THE ULTIMA
1200x1800 mm



KANOVA NATURAL

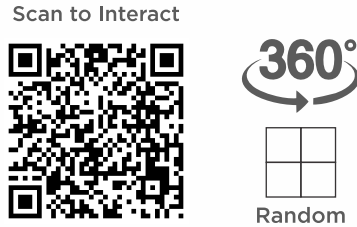
PREMIUM POLISH

FACES X 2



KANOVA NATURAL | PREMIUM POLISH

THE ULTIMA
1200x1800 mm



MAJESTIC GRIS PREMIUM POLISH


FACES X2




MAJESTIC GRIS | PREMIUM POLISH

THE ULTIMA
1200x1800 mm

Scan to Interact




360°
Random



PERSIAN BLUE PREMIUM POLISH

FACES X 2



PERSIAN BLUE | PREMIUM POLISH

THE ULTIMA
1200x1800 mm

Scan to Interact



360°



Random

FACES X 3



PIETRA MOCHA

PREMIUM POLISH



PIETRA MOCHA | PREMIUM POLISH

THE ULTIMA
1200x1800 mm

Scan to Interact



360°




Random

FACES X 2



QUANTIKO GRIS

PREMIUM POLISH



QUANTIKO GRIS | PREMIUM POLISH

THE ULTIMA
1200x1800 mm

Scan to Interact



360°




Random

FACES X 3



RIVERIA GRIS

PREMIUM POLISH



RIVERIA GRIS | PREMIUM POLISH

THE ULTIMA
1200x1800 mm

Scan to Interact



360°



Random

FACES X 3



SAHARA GOLD

PREMIUM POLISH



SAHARA GOLD | PREMIUM POLISH

THE ULTIMA
1200x1800 mm

Scan to Interact



360°




Random

FACES X 3



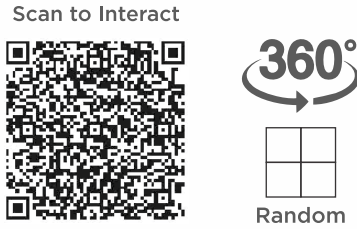
ARMANI GREY

POLISH




ARMANI GREY | POLISH

THE ULTIMA
1200x1800 mm



BOTTICINO POLISH

FACES X 2



BOTTICINO | POLISH

THE ULTIMA
1200x1800 mm

Scan to Interact



360°



Random

FACES X 3



BRECCIA AURORA

POLISH



BRECCIA AURORA | POLISH

THE ULTIMA
1200x1800 mm



CLASSIC BEIGE POLISH

FACES X 3



CLASSIC BEIGE | POLISH

THE ULTIMA
1200x1800 mm

Scan to Interact



360°



Random

FACES X 3



CLASSIC GREY

POLISH



CLASSIC GREY | POLISH

THE ULTIMA
1200x1800 mm

Scan to Interact



360°




Random

FACES X 2



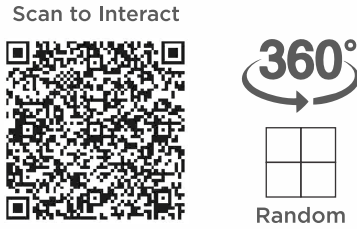
CREMA MARBLE

POLISH



CREMA MARBLE | POLISH


THE ULTIMA
1200x1800 mm



ELEGANT BEIGE

POLISH

FACES X 2



ELEGANT BEIGE | POLISH

THE ULTIMA
1200x1800 mm

Scan to Interact



360°



Random

FACES X 3



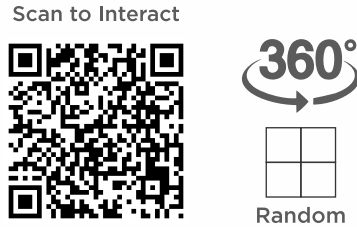
FOSSIL BEIGE

POLISH



FOSSIL BEIGE | POLISH

THE ULTIMA
1200x1800 mm



HELUX GREY POLISH

FACES X 3



HELUX GREY | POLISH

THE ULTIMA
1200x1800 mm

Scan to Interact



360°



Random

FACES X 3



JERICO MARFIL

POLISH



JERICO MARFIL | POLISH


THE ULTIMA
1200x1800 mm



FACES X 2



KASHMIR MARFIL POLISH



KASHMIR MARFIL | POLISH

THE ULTIMA
1200x1800 mm

Scan to Interact



360°



Random

FACES X 2



ONYX BLANCO

POLISH



ONYX BLANCO | POLISH

THE ULTIMA
1200x1800 mm

Scan to Interact



360°




Random

FACES X 2



ONYX PEARL

POLISH



ONYX PEARL | POLISH

THE ULTIMA
1200x1800 mm

Scan to Interact



360°




Random

FACES X 3



REGALIA MARFIL

POLISH



REGALIA MARFIL | POLISH

THE ULTIMA
1200x1800 mm



ROYAL DYNA POLISH

FACES X 2



ROYAL DYNA | POLISH

THE ULTIMA
1200x1800 mm

Scan to Interact



360°



Random

FACES X 3



TRIANA BEIGE

POLISH



TRIANA BEIGE | POLISH

THE ULTIMA
1200x1800 mm



TRIANA ROSSO POLISH

FACES X 3



TRIANA ROSSO | POLISH

THE ULTIMA
1200x1800 mm

Scan to Interact



360°




Random

FACES X 2



ZION BEIGE

POLISH



ZION BEIGE | POLISH

THE ULTIMA
1200x1800 mm

Scan to Interact



360°




Random

FACES X 2



ZION MARFIL

POLISH



ZION MARFIL | POLISH

THE ULTIMA
1200x1800 mm

Scan to Interact



360°



Random

FACES X 1



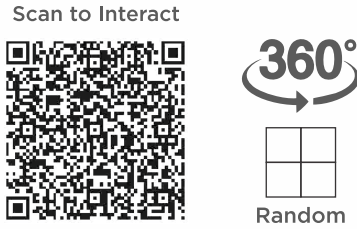
CAMINATE WENGE

LAVISH



CAMINATE WENGE | LAVISH

THE ULTIMA
1200x1800 mm




FACES X 2



METOX

LAVISH



METOX | LAVISH


THE ULTIMA
1200x1800 mm



QUANTUM BRONZE

LAVISH

FACES X 2



QUANTUM BRONZE | LAVISH

THE ULTIMA
1200x1800 mm

Scan to Interact



360°




Random

FACES X 2



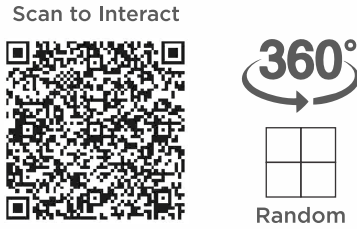
CREMA MARBLE

BEYOND



CREMA MARBLE | BEYOND


THE ULTIMA
1200x1800 mm



ELEGANT BEIGE

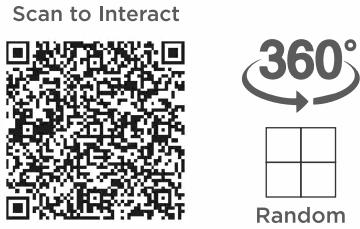
BEYOND

FACES X 2



ELEGANT BEIGE | BEYOND


THE ULTIMA
1200x1800 mm



GLANCE BEIGE

BLEND

FACES X 2



GLANCE BEIGE | BLEND

THE ULTIMA
1200x1800 mm

Scan to Interact




360°




Random

FACES X 2



GLANCE IVORY

BLEND



GLANCE IVORY | BLEND

THE ULTIMA
1200x1800 mm

Scan to Interact



360°




Random

FACES X 2



PLATINA

BLEND



PLATINA | BLEND

THE ULTIMA
1200x1800 mm

Scan to Interact



360°



Random

FACES X 2



TRAVENSTONE

BLEND



TRAVENSTONE | BLEND

THE ULTIMA
1200x1800 mm

Scan to Interact



360°



Random

FACES X 2



VIENNA TAUPE

BLEND



VIENNA TAUPE | BLEND

THE ULTIMA
1200x1800 mm

Scan to Interact



360°



Random

FACES X 4



OSLO GRIS MATT

PREMIUM MATT



OSLO GRIS MATT | PREMIUM MATT

THE ULTIMA
1200x1800 mm

Scan to Interact



360°



Random

FACES X 4



OSLO MARFIL

MATT



OSLO MARFIL | MATT

THE ULTIMA
1200x1800 mm

Scan to Interact



360°




Random

FACES X 3



PORTLAND GREY

MATT



PORTLAND GREY | MATT

THE ULTIMA
1200x1800 mm

Scan to Interact




360°



Random

FACES X 3



AESTHETIC BIANCO

SWIFT POLISH



AESTHETIC BIANCO | SWIFT POLISH

THE ULTIMA
1200x1800 mm

Scan to Interact



360°



Random

FACES X 3



ALERO CREMA SWIFT POLISH



ALERO CREMA | SWIFT POLISH

THE ULTIMA
1200x1800 mm

Scan to Interact




360°




Random

FACES X 4



ARISTA GREY


SWIFT POLISH



ARISTA GREY | SWIFT POLISH

THE ULTIMA
1200x1800 mm

Scan to Interact



360°
Random



BOTTOCHINO STAR

SWIFT POLISH

FACES X 3



BOTTOCHINO STAR | SWIFT POLISH

THE ULTIMA
1200x1800 mm

Scan to Interact



360°




Random

FACES X 3



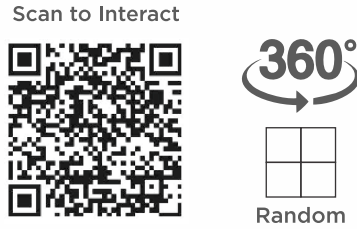
CORDELA BEIGE

SWIFT POLISH



CORDELA BEIGE | SWIFT POLISH


THE ULTIMA
1200x1800 mm



DYNAMIC BEIGE

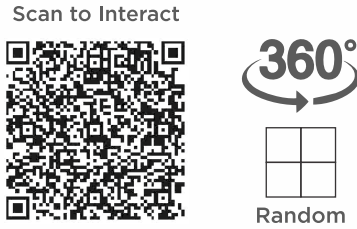
SWIFT POLISH

FACES X 3



DYNAMIC BEIGE | SWIFT POLISH

THE ULTIMA
1200x1800 mm




FACES X 4



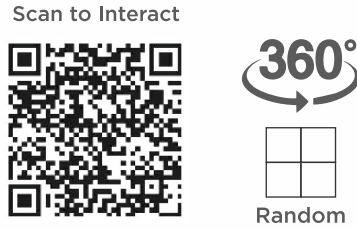
ELENA CREMA

SWIFT POLISH



ELENA CREMA | SWIFT POLISH

THE ULTIMA
1200x1800 mm



ESSEX CREMA

SWIFT POLISH

FACES X 3



ESSEX CREMA | SWIFT POLISH

THE ULTIMA
1200x1800 mm

Scan to Interact



360°



Random



FIESTA GRIS SWIFT POLISH


FACES X 3



FIESTA GRIS | SWIFT POLISH

THE ULTIMA
1200x1800 mm

Scan to Interact



360°
Random

FACES X 3



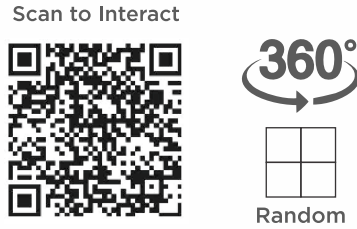
HARMONY ONYX

SWIFT POLISH



HARMONY ONYX | SWIFT POLISH

THE ULTIMA
1200x1800 mm



LAPIS TAUPE SWIFT POLISH

FACES X 3



LAPIS TAUPE | SWIFT POLISH

THE ULTIMA
1200x1800 mm

Scan to Interact



360°



Random

FACES X 3



OLIKHA BEIGE SWIFT POLISH



OLIKHA BEIGE | SWIFT POLISH

THE ULTIMA
1200x1800 mm

Scan to Interact



360°




Random

FACES X 3



PICCOLO TAUPE

SWIFT POLISH



PICCOLO TAUPE | SWIFT POLISH

THE ULTIMA
1200x1800 mm

Scan to Interact



360°



Random

FACES X 3



PIETRA TAUPE

SWIFT POLISH



PIETRA TAUPE | SWIFT POLISH

THE ULTIMA
1200x1800 mm

Scan to Interact



360°



Random

FACES X 3



SATUARIO ALMOND

SWIFT POLISH



SATUARIO ALMOND | SWIFT POLISH

THE ULTIMA
1200x1800 mm

Scan to Interact



360°



Random

FACES X 3



VASPO CREMA



SWIFT POLISH



VASPO CREMA | SWIFT POLISH

THE ULTIMA
1200x1800 mm

Scan to Interact



360°
Random



VICTORY GREY SWIFT POLISH

FACES X 3



VICTORY GREY | SWIFT POLISH

THE ULTIMA
1200x1800 mm

Scan to Interact




360°



Random

FACES X 2



BASALTINA MARFIL

SWIFT MATT



BASALTINA MARFIL | SWIFT MATT

THE ULTIMA
1200x1800 mm

Scan to Interact



360°



Random

FACES X 3



ORION GREY

SWIFT MATT




ORION GREY | SWIFT MATT

THE ULTIMA
1200x1800 mm

Scan to Interact



360°



Random



UMBRIA BEIGE

SWIFT MATT

FACES X 3



UMBRIA BEIGE | SWIFT MATT

THE ULTIMA
1200x1800 mm



UMBRIA GREY

SWIFT MATT

FACES X 3



UMBRIA GREY | SWIFT MATT

Innovation Embracing Elegance

Introducing a contemporary marvel, The Ultima 1200x1200 mm tiles, a modern masterpiece destined to elevate your spaces. Offering a lavish selection of designs and finishes, they effortlessly blur the lines between indoor comfort and outdoor allure. With captivating options like Polished, Marbletech, Matt, and Carving, these tiles infuse your living space with a touch of natural splendor, redefining modern elegance.

The Ultima
1200x1200 mm






360°




Random



SATUARIO LUXE

FACES X 4



SUPER WHITE (POLISH)
BEYOND



SATUARIO LUXE 1200X1200 MM | SUPER WHITE (POLISH)

*This tile is also available in 1200x2400 mm in Polish | Bold | Beyond | Bliss finish
*This tile is also available in 1200x1800 mm in Polish | Beyond | Bold finish



PAVIT GREY 1200x1800MM | POLISH & BEYOND



360°



Random



PAVIT GREY

FACES X 3



POLISH | BEYOND

*This tile is also available in 1200x2400 mm in Polish | Bold | Beyond | Bliss finish
*This tile is also available in 1200x1800 mm in Polish | Beyond | Bold finish



360°



Random



LEGACY GREY

POLISH | BEYOND

FACES X 3



LEGACY GREY 1200x1200 MM | POLISH

*This tile is also available in 1200x2400 mm in Polish | Bold | Beyond | Bliss finish
*This tile is also available in 1200x1800 mm in Polish | Beyond | Bold finish



LEGACY MARFIL 1200x1200 MM | POLISH



360°



Random



LEGACY MARFIL

POLISH | BEYOND

FACES X 3



*This tile is also available in 1200x2400 mm in Polish | Bold | Beyond | Bliss finish
*This tile is also available in 1200x1800 mm in Polish | Beyond | Bold finish

Scan to Interact



360°



Random



FACES X 3



GOZZIO BEIGE

POLISH | BEYOND



GOZZIO BEIGE 1200x1200 MM | BEYOND

*This tile is also available in 1200x2400 mm in Polish | Bold | Beyond | Bliss finish
*This tile is also available in 1200x1800 mm in Polish | Beyond | Bold finish



GOZZIO BEIGE 1200x1200 MM | POLISH

THE ULTIMA
1200x1200 mm



360°



Random



KASHMIR MARFIL

FACES X 3



MARBLETECH



KASHMIR MARFIL(M-TECH) | MARBLETECH




ARGENTA GRIS | PREMIUM POLISH



360°



Random



ARGENTA GRIS

FACES X 3



PREMIUM POLISH | BEYOND

THE ULTIMA
1200x1200 mm



360°




Random



CHARCOAL NERO

PREMIUM POLISH

FACES X 4



CHARCOAL NERO | PREMIUM POLISH



CHARCOAL NERO | PREMIUM POLISH


THE ULTIMA
1200x1200 mm



360°




Random



MIYAKI GREY

FACES X 3



POLISH | BEYOND



MIYAKI GREY | BEYOND



CARRARA GOLDEN | SUPER WHITE (POLISH)



360°




Random



CARRARA GOLDEN

SUPER WHITE (POLISH)
BEYOND

FACES X 3



THE ULTIMA
1200x1200 mm



360°



Random



STATUARIO DOVE

FACES X 4



SUPER WHITE (POLISH)
BEYOND



BOTTICINO CLASSICO | POLISH



STATUARIO DOVE | BEYOND



360°




Random



BOTTICINO CLASSICO

FACES X 3



POLISH

THE ULTIMA
1200x1200 mm



360°



Random



CALIFORNIA CREMA

FACES X 4



POLISH



CALIFORNIA CREMA | POLISH



CORSICA BEIGE | POLISH



360°



Random



CORSICA BEIGE

FACES X 3



POLISH

THE ULTIMA
1200x1200 mm



360°



Random



JERICO MARFIL

FACES X 4



POLISH



JERICO MARFIL | POLISH



KASHMIR MARFIL | POLISH



360°



Random



KASHMIR MARFIL

FACES X 3



POLISH


THE ULTIMA
1200x1200 mm



360°




Random



CEMENTINE GRIS

FACES X 4



PREMIUM MATT



CEMENTINE GRIS | PREMIUM MATT




CROSS WOOD WENGE | PREMIUM MATT



360°



Random



CROSS WOOD WENGE

PREMIUM MATT

FACES X 1




THE ULTIMA
1200x1200 mm



360°




Random



CEMENTINE GREY


FACES X 4



MATT



CEMENTINE GREY | MATT




CROSS WOOD TEAK | MATT



360°



Random



CROSS WOOD TEAK

MATT

FACES X 1



1200x1800 MM

4DX

SATUARIO LUXE 18
SUPERWHITE (POLISH) | BOLD | BEYOND

PAVIT GREY 20
POLISH | BOLD | BEYOND

LEGACY GREY 22
POLISH | BOLD | BEYOND

LEGACY MARFIL 24
POLISH | BOLD | BEYOND

GOZZIO BEIGE 26
POLISH | BOLD | BEYOND

SUPER WHITE

ARBESCATO 28

SATUARIO-A + B 30

POLARIS 32

CALACATTA DOVE 34

MARBLETECH

BOTTICINO CLASSICO 36

CLASSIC GREY 38

ELEGANT BEIGE 40

EMALI BEIGE 42

ONYX BLANCO 44

PULPIS MARFIL 46

PREMIUM POLISH

NEW AVENUE AZUL 48

NEW BELGIUM BLACK 50

NEW KANOVA NATURAL 52

NEW MAJESTIC GRIS 54

PERSIAN BLUE 56

PIETRA MOCHA 58

NEW QUANTIKO GRIS 60

NEW RIVERIA GRIS 62

NEW SAHARA GOLD 64



POLISH

ARMANI GREY 66

BOTTICINO 68

BRECCIA AURORA 70

CLASSIC BEIGE 72

CLASSIC GREY 74

CREMA MARBLE 76

ELEGANT BEIGE 78

FOSSIL BEIGE 80

HELUX GREY 82

JERICO MARFIL 84

KASHMIR MARFIL 86

ONYX BLANCO 88

ONYX PEARL 90

REGALIA MARFIL 92

ROYAL DYNA 94

TRIANA BEIGE 96

TRIANA ROSSO 98

ZION BEIGE 100

ZION MARFIL 102

LAVISH

CAMINATE WENGE 104

METOX 106

QUANTUM BRONZE 108

BEYOND

CREMA MARBLE 110

ELEGANT BEIGE 1112

BLEND

GLANCE BEIGE 114

GLANCE IVORY 116

PLATINA 118

TRAVENSTONE 120

VIENNA TAUPE 122

PREMIUM MATT

OSLO GRIS MATT 124

MATT

OSLO MARFIL 126

PORTLAND GREY 128

SWIFT POLISH

AESTHETIC BIANCO 130

ALERO CREMA 132

ARISTA GREY 134

BOTTOCHINO STAR 136

CORDELA BEIGE 138

DYNAMIC BEIGE 140

ELENA CREMA 142

ESSEX CREMA 144

FIESTA GRIS 146

HARMONY ONYX 148

LAPIS TAUPE 150

OLIKHA BEIGE 152

PICCOLO TAUPE 154

PIETRA TAUPE 156

SATUARIO ALMOND 158

VASPO CREMA 160

VICTORY GREY 162

SWIFT MATT

BASALTINA MARFIL 164

ORION GREY 166

UMBRIA BEIGE 168

UMBRIA GREY 170



1200x1200 MM

4DX

SATUARIO LUXE 174

SUPERWHITE (POLISH) | BEYOND

PAVIT GREY 175

POLISH | BEYOND

LEGACY GREY 176

POLISH | BEYOND

LEGACY MARFIL 177

POLISH | BEYOND

GOZZIO BEIGE 178

POLISH | BEYOND

MARBLETECH

KASHMIR MARFIL 180

PREMIUM POLISH | BEYOND

NEW ARGENTA GRIS 181

PREMIUM POLISH | BEYOND

PREMIUM POLISH

NEW CHARCOAL NERO 182

POLISH | BEYOND

NEW MIYAKI GREY 184

POLISH | BEYOND

NEW CARRARA GOLDEN 185

POLISH | BEYOND

SUPER WHITE(POLISH)

| BEYOND

STATUARIO DOVE 186

POLISH

BOTTICINO CLASSICO 187

CALIFORNIA CREMA 188

CORSICA BEIGE 189

JERICO MARFIL 190

KASHMIR MARFIL 191

PREMIUM MATT

CEMENTINE GRIS 192

CROSS WOOD WENGE 193

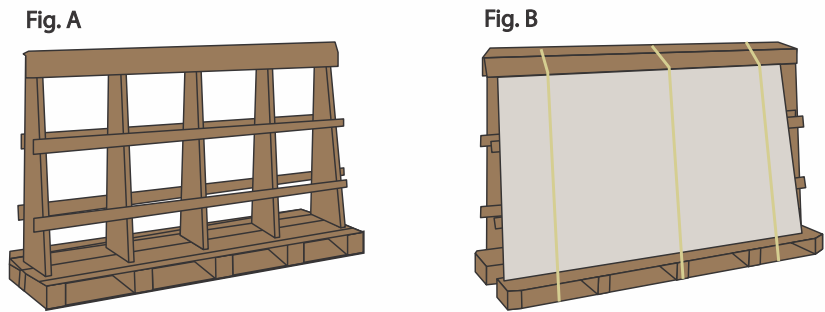
MATT

CEMENTINE GREY 194

CROSS WOOD TEAK 195

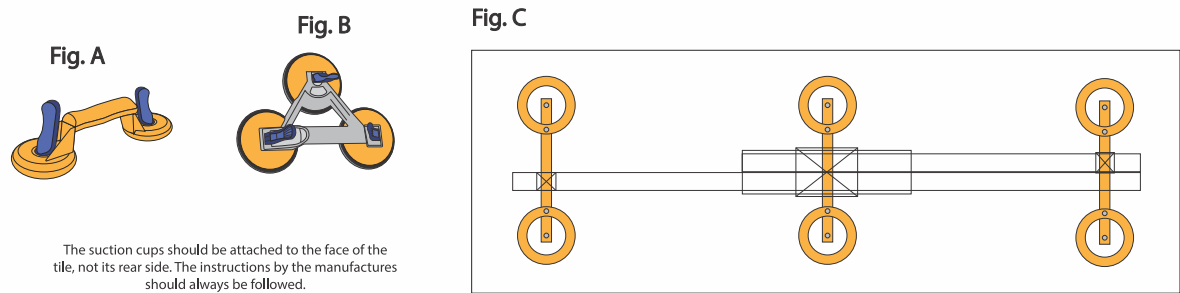
TRANSPORTATION, HANDLING AND STORAGE OF ULTIMA SLAB

When transporting the Ultima slabs, they must be secured properly to avoid storage problems. If the tiles are transported over a short distance, the Ultima slabs should be kept vertically in the vehicle and at back side of slabs there should be proper packing or ply to avoid breakage. If the tiles are transported over a longer distance, they should be kept on an A shape frame, as shown in Fig A and B. With this method, we can avoid any breakage of slabs during transit.



MANUAL HANDLING OF ULTIMA SLAB

When handling Ultima slabs manually, the primary tool used is the regular suction cup (Fig. A and B). Using these, workers can shift the tiles easily.



The suction cups should be attached to the face of the tile, not its rear side. The instructions by the manufactures should always be followed.

If the surface of the slab is textured, the best way to handle the Ultima slabs manually is by using a Large Format Tile (LFT) Carrier System (Fig. C) with suction cups that hold the tile from all four sides. By using this method, workers can lift or shift the tiles easily without any damage and will require the manpower of two people.

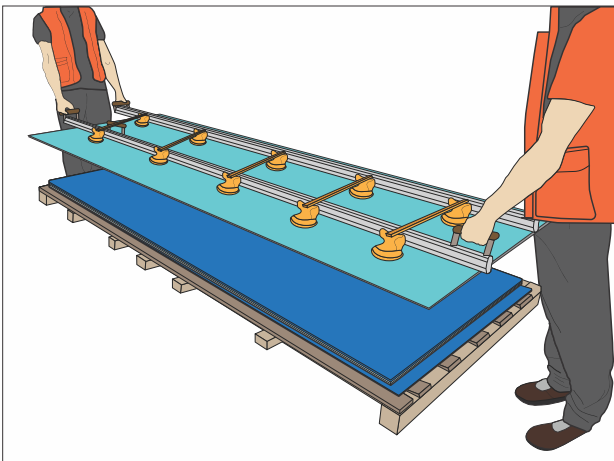
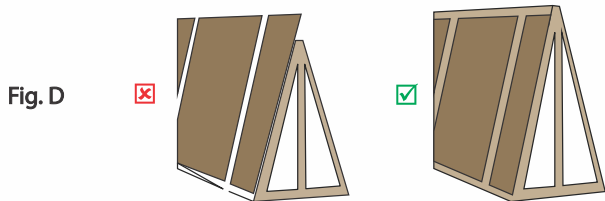


Fig. F

STORAGE

The Ultima slabs should be stored on A shape frame, made up of wood or steel with rubber lining, as shown below.



LAYING & FIXING

a) The Ultima slabs are very heavy, large-sized, and have sharp edges. So, it is important for the people transporting the tiles to wear protective gear like gloves during transportation. We also recommend the use of double or triple suction cups for a firm grip of the tile while ensuring the safety of the operator. Before transporting the tile, it should be thoroughly cleaned to get rid of any dust or moisture and make sure that the grip of the tile is not compromised. Then the suction cups should be placed on the face of the tile and be checked for how well they are stuck to the surface before lifting the tile.

To handle the large-sized slabs like Ultima slabs, we recommend using a special LFT carrier system with four suction cups.

- b) The following points should be considered while laying the Ultima slabs:
1. The subfloor or the laying surface should be prepared properly before laying the Ultima slabs. The laying surface should be rigid, non-flexing, and capable of supporting the expected load with minimal or no deflection.
 2. A leveled subfloor is extremely important to keep the Ultima slabs from cracking.
 3. Provision of proper curing for the subfloor, for around 24 to 48 hours before tiling work.

For internal or external application, it is essential to select the appropriate cement-based, fiber-reinforced or ready-mixed adhesive to ensure that the Ultima slabs are properly fixed.

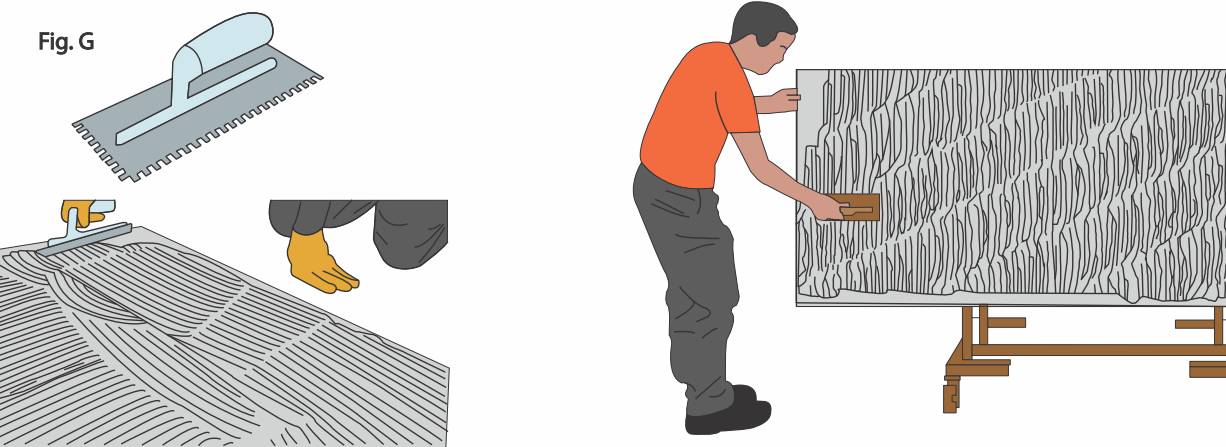


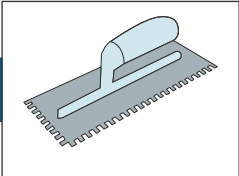
Fig. H

Fig. I

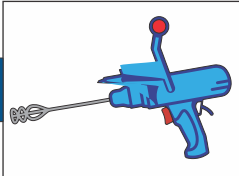
4. Once the subfloor is clean and ready, the adhesive should be spread evenly covering the entire area using a 10x10mm square notch trowel (Fig. G). The adhesive should cover 5cm to 10cm more than the size of the Ultima slabs. The adhesive should always be applied in stripes running parallel with the short edge to remove any air pockets or bubbles.
5. The Ultima slabs require back-buttering due to their large format. Back-buttering means applying a layer of adhesive at the back of the tile using a trowel (Fig. I). The Ultima slabs should be fixed on a handing frame with the use of suction cups in a vertical position, as shown in Fig. C.
6. To apply adhesive on the laying surface, a 10x10mm square notch trowel should be used whereas a 5x5mm square notch trowel should be used for back-buttering.
7. After fixing the Ultima slabs on a handing frame with the use of suction cups in a vertical position, it should be lowered slowly into a horizontal position and firmly pressed into the adhesive along with a surface vibrator or a rubber mallet.
8. Use a levelling system to avoid lippage and give a smooth and even surface at every joint. Levelling systems are available from 1mm to 10mm.
9. A closer system can be used to close the tiles nearer to each other and shift the tile slightly up and down at the time of fixing.
10. The backs of the slabs must be regularly checked to make sure that there is full contact between the adhesive and the tile surface. If a hollow sound is heard during fixing, the tile should be lifted again and provided with extra adhesive at that particular area to give proper strength to the tile.
11. After completing the tiling work, it is recommended to put a protection sheet on tiles until the completion of all civil work. It is recommended that the grouting work be done at the very last, after completing all civil work. We can use sanded grouts with hardener or epoxy grout, depending on the area of usage or as per instructions of the site in-charge.

TOOLS RECOMMENDED FOR ULTIMA SLABS

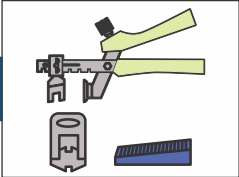
Notch trowel (5mm to 10mm)



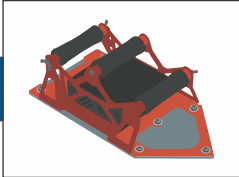
Adhesive mixture



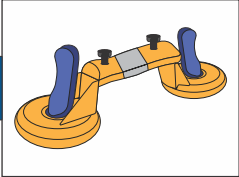
Levelling system with plier




Surface Vibrator



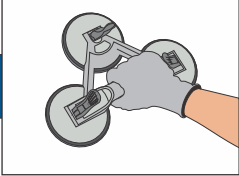
Tiles Closer System



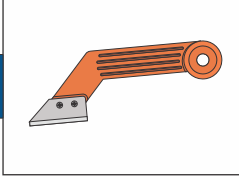
Rubber Mallet




Suction Cups



Joint scrapper



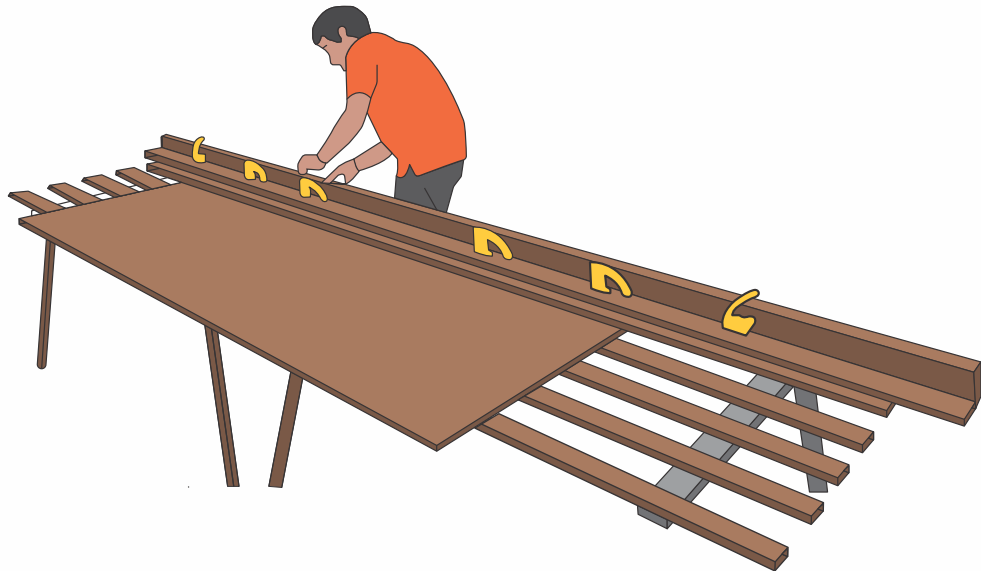
Tile Lifter



TILE CUTTING

Mark the portion to be cut out from the ends of the Ultima slab using a pencil. Then, properly position the cutting guide with a cutting carriage so that the references on the guide coincide with the lines marked on the slab. Lock the cutting. Guide with the cutting carriage in place using the suction cups. It is vital to keep the pressure and movement of the cutting carriage constant along the whole length of the cut to ensure correct scoring.

Score one end of the slab by 15cm pushing the cutting carriage towards the edge of the slab. Complete the scoring up to the opposite end of the slab.



CLEANING

CLEANING AFTER LAYING

After laying the Ultima slabs on the floor or wall, it should be cleaned well to remove any residual grouting and the normal dirt acquired from building works.

A cementitious de-scaler can be used for cleaning the joints, as it is mildly acidic and does not emit harmful fumes, ensuring the safety of the user. In case of material laid with epoxy or resinous grouting, it is recommended to clean after laying with specific detergent or tile cleaner.



REGULAR MAINTENANCE

To clean the floor thoroughly, we recommend using a natural detergent with high cleaning power. In case of strong dirt that gets encrusted with time, we recommend consulting the following ways to find the perfect solution to every situation:

TYPE OF DIRT	PRODUCT
Cement, Metal tracer, rust	Cementitious descaler
Residuals, stains and halos of epoxy joints	Epoxy descaler
Grease, tire marks, colours, markers etc.	Non soap degrease
Graffitis	Acetone and anti-graffitis

RECOMMENDATIONS

Drying Process

Once the tiles have been grouted and the excess grout has been cleaned off, it is important to wait till the tiled surface is dried completely before cleaning. The recommended waiting time is 5 days, before cleaning or using the tiled surface.

Protecting from Liquid

The newly tiled surface must be protected from water and moisture while the adhesive and grouting materials are maturing and hardening. This is particularly important for outdoor spaces and areas, where there is a risk of freezing.

Damage Prevention

It is important to protect the newly tiled surface against mechanical or chemical damage resulting from subsequent work carried out by other professionals or due to later installations. Damage can be prevented by covering the floor tiles with thick cardboard or similar material.

Cleaning Products

For the final cleaning of the tiled surface, the products used should be compatible with the chemical resistance of the tiles. Avoid using solid detergents with abrasive particles and solutions containing hydrofluoric acid, which attacks the glaze and causes irreversible damage to the vitrified tile.

PACKING DETAILS

DIMENSIONS (MM)	NO. OF SLABS/BOX	COVERAGE AREA
1200x1800	02	4.32 M ²
1200x1200	02	2.88 M ²

TECHNICAL SPECIFICATIONS

S.No	Technical Characteristics	* IS 15622:2017, *EN 14411:2016 & ISO 13006:2018 Group Bla (Annex G) Standard's Requirement	Kajaria Eternity Tile's Specifications	Test method
1.	Deviation in length & width	± 0.1 % ± 0.6 %/ ± 0.3 %	± 0.10 %	IS 13630-1 EN ISO 10545-2
2.	Deviation in thickness	± 5.0 %	± 4.00 %	IS 13630-1 EN ISO 10545-2
3.	Deviation in Straightness of sides	± 0.1 % ± 0.5 %/± 0.3 %	± 0.10 %	IS 13630-1 EN ISO 10545-2
4.	Deviation in Rectangularity	± 0.1 % ± 0.5 %/± 0.3 %	± 0.10 %	IS 13630-1 EN ISO 10545-2
5.	Deviation in Surface Flatness	± 0.5 % ± 0.5 %/± 0.4 %	± 0.15 %	IS 13630-1 EN ISO 10545-2
6.	Surface quality	95% of the tiles shall be free from visible defects	95% of the tiles shall be free from visible defects	IS 13630-1 EN ISO 10545-2
7.	Modulus of rupture	Avg. 35 N/mm2, individual Min 32 N/mm2	≥ 40 N/mm²	IS 13630-6 / EN ISO 10545-4
8.	Breaking strength	Minimum 1300 N	≥ 2000 N	IS 13630-6 / EN ISO 10545-4
9.	Bulk Density	Minimum 2.20 g/cc	≥ 2.25 g/cc	IS 13630-2
10.	Glossiness	Manufacture to state the class	Min 5 for Rustic/Matt/Satin Finish Min 90 for Polish Finish	Glossimeter 60 degrees
11.	Water Absorption	≤ 0.08 %, Individual Max 0.1% ≤ 0.5 %, Individual Max. 0.6 %	≤ 0.08 %, Individual Max 0.1% ≤ 0.3 % (Only for 13x80 cm)	IS 13630-2 / EN ISO 10545-3
12.	Resistance to surface abrasion of Glazed tiles	Minimum Class II Report abrasion class and cycles passed	PEI-Class III to Class IV	IS 13630-11 EN ISO 10545-7
13.	Thermal expansion from ambient temperature to 100 ° C	Test method available	6x10 ⁻⁶ K ⁻¹ Maximum	IS 13630-4 EN ISO 10545-8
14.	Thermal shock resistance	10 cycles Minimum Test method available	10 cycles Minimum	IS 13630-5 EN ISO 10545-9
15.	Moisture expansion	Maximum 0.02 Millimeter/Metre Test method available	Nil	IS 13630-3 EN ISO 10545-10
16.	Crazing resistance (Glazed Tiles)	Passes 4 cycles at 7.5 kg/cm2 Required	Passes 4 cycles at 7.5 kg/cm²	IS 13630-9 EN ISO 10545-11
17.	Frost resistance	Required	100 cycles Minimum	IS 13630-10 EN ISO 10545-12
18.	Resistance to Household Chemicals & Swimming Pool Salts #	Minimum Class AA Minimum GB	Minimum Class AA Minimum GB	IS 13630-8 EN ISO 10545-13
19.	Resistance to low & high concentration of acids & alkalis #	Manufacturer to state classification	Minimum Class AA Minimum GLB,GHB	IS 13630-8 EN ISO 10545-13
20.	Stain resistance**	Minimum Class 1 Minimum Class 3	Minimum Class 1 Minimum Class 3	IS 13630-8 EN ISO 10545-14
21.	Slipperiness	Test method available	≥ R-9 to R-10 for Rustic/Matt/Satin Finish ≥ R-9 for Polish Finish	DIN 51130:2014
22.	Co-efficient of friction	Manufacture to state the class	≥ 0.32 for Rustic/Matt/Satin Finish > 0.20 for Polish Finish	ISO 10545-17
23.	Scratch hardness of surface(Moh's scale)	Minimum 5 Test method available	Min 6 for Rustic/Matt/Satin Finish Min 5 for Polish/Marbletech Finish	IS 13630-13 EN 101
24.	Impact Resistance	Minimum 0.55 Test method available	Min 0.55 & No identification of cracking	IS 13630-14 EN ISO 10545-5

Resistance to acids & alkalis (Exception of Hydrofluoric acid & its compounds)

** Vitrified tiles have resistance to most of the stains / chemicals but, it is recommended to take due care while laying and for day-to-day maintenance.

- Colours in the catalogue are as accurate as printing process allows. Please check actual tile sample before making the final selection.
- Sizes mentioned in the catalogue are nominal sizes only.
- No claim will be entertained once the tiles are fixed.
- For better laying, please follow the instructions on the packaging box.
- In case it is required to lay the tiles on wall or floor in STAGGERED PATTERN, then always lay them in Overlap 20:80 ratio, as shown in VISUAL 1 instead of Brick pattern (overlap 50:50 ratio), as shown in VISUAL 2.
- Please make sure to check the shade/finish with the sales agent/dealer before making the final purchase because there might be variation in actual finish and that shown in the catalogue. The company will not bear any loss in such case.



VISUAL 1



VISUAL 2

EXPERIENCE CENTRE

South

BANGALORE:

Farah Icon, 119 2nd Floor,
Opp. New Pass Port Kendra, Lalbagh Road,
Bangalore-560027, Karnataka
Mobile: 9008402949, 9008016799

COIMBATORE:

1st Floor, No.57, Cowley Brown Road, Near Central
Library, R.S. Puram Coimbatore - 641002.
Mobile: 9629944454, 9677708080

HYDERABAD:

#3 - 143, 1st Floor, Nirvana Building,
Kavuri Hills, Police Station Opp.Road, Madhapur
Hyderabad - 500081, Telangana
Mobile: 9000304996, 9000304992, 9000005383,
7680000890, 9000304997, 9100062713, 8287905851

Sales Representative

SOUTH

ANDHRA PRADESH:

Mobile: 9000300790, 8287905851

CALICUT:

Mobile: 7303663188

HUBLI:

Mobile: 9008017863

MADURAI:

MOBILE: 8595903618

CHENNAI:

Ground Floor, Northern Wing,
Rajah Annamalai Building, New No. 19,
Old No. 18/3, Rukmani Lakshmipathy Road,
Egmore, Chennai: - 600008

COCHIN:

First Floor & Second Floor
Sy. No. 536/1-2, 536/1-6 in Poonithura Village,
Satyam Tower, Cochin
Mobile: 9995868863, 9746473684, 7303663188

MANGALORE:

MOBILE: 9900075960

PONDICHERRY:

MOBILE: 9677255644

TRIVANDRUM:

MOBILE: 9995868863

VIJAYWADA:

Mobile: 7827993473, 9000300790



AUGUST - 2024 | SKHT